



SUPPLY VESSEL

DEAN ANDREW



MAIN PARTICULARS

LENGTH OVERALL	150 ft.	46 m
LENGTH BP	129 ft.	39 m
BEAM	36 ft.	11 m
DEPTH	11.5 ft.	4 m
LIGHT DRAFT	5 ft.	2 m
LOADED DRAFT	10 ft.	3 m
SUMMER FREEBOARD	2 ft.	1 mm
LIGHTSHIP	382 LT.	389 MT.

CAPACITIES

DRILL WATER	62,879 USG	238 m ³
FUEL	31,486 USG	119 m ³
DRY BULK		
LIQUID MUD	1,199 BBLS	191 m ³
METHANOL	515 BBLS	82 m ³
POTABLE WATER	15,288 USG	58 m ³
DEADWEIGHT	480 LT.	489 MT.

CARGO DECK

TONNAGE	400 LT.	407 MT.
STRENGTH	0.24 lbs./ft. ²	2 MT./m ²
LENGTH	98 ft.	30 m
WIDTH	32 ft.	10 m
CLEAR AREA	3,136 ft. ²	291 m ²

TONNAGE

GRT	99 US tons	443 tons
NRT	50 US tons	132 tons

MACHINERY

MAIN ENGINES	Detroit 8V 149
BRAKE HORSEPOWER	1520
REDUCTION GEARS	TwinDisc MG 520
GEAR RATIO	5:1
PROPELLERS	62 X 54
RUDDERS	2 Spade Type
AUXILIARY GENERATORS	2-75KW /GM 671
BOW THRUSTERS	Shottel S103L/ GM671
LIQUID MUD CIRCULATION	Ship Service Pumps

PERFORMANCE

MAXIMUM SPEED	12 knots	
CRUISING SPEED	8 knots	
MAXIMUM FUEL CONSUMPTION	74 USG/Hr	7 m ³ /24 Hrs
CRUISING FUEL CONSUMPTION	38 USG/Hr	3 m ³ /24 Hrs

DISCHARGE RATES

DRILL WATER	400 USG/min @ 80 ft.	91 m ³ /Hr @ 24 m
POTABLE WATER	400 USG/min @ 80 ft.	91 m ³ /Hr @ 24 m
FUEL OIL	400 USG/min @ 80 ft.	91 m ³ /Hr @ 24 m
LIQUID MUD	700 USG/min @ 150 ft.	159 m ³ /Hr @ 46 m
METHANOL	400 USG/min @ 80 ft.	91 m ³ /Hr @ 24 m

ACCOMMODATIONS

CABINS/BERTHS	5/18
OFFICERS	2
CREW	3
VIP	1
PASSENGERS	19
LOUNGE	10
MESS	10

ELECTRONICS & CONTROLS

DEPTH RECORDER	Datamarine
DP	N/A
GPS	2-Furuno and JRC
RADAR(S)	2 - Furuno
HF RADIO	1
SSB	SEA235
INTERNET E-MAIL	Globe Wireless
VHF	2
AUTOPILOT	No
WEATHER RADIO	XM

SPECIAL EQUIPMENT

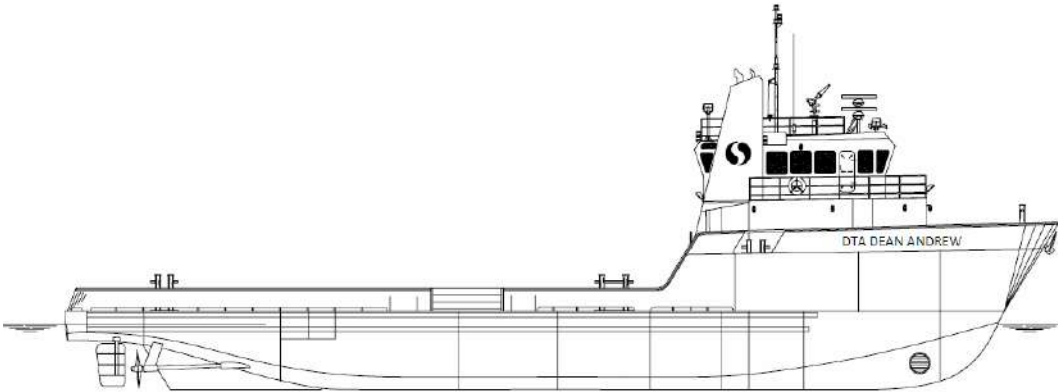
WINDLASS	Coastal 2 Inches 1,200 ft.	51 mm 366 m
EXTERNAL FIFI	1000	
NUMBER OF MONITORS	1	
EEP	Equipped	

DOCUMENTATION

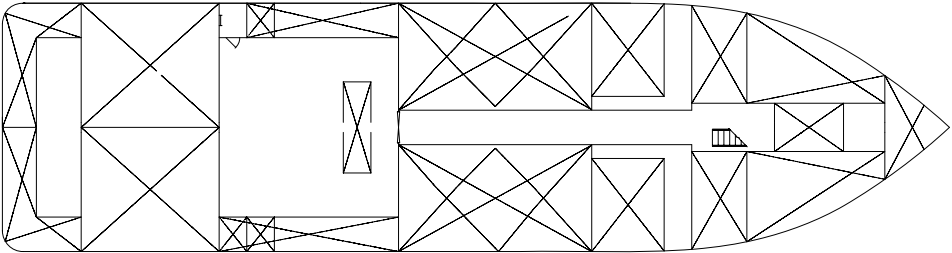
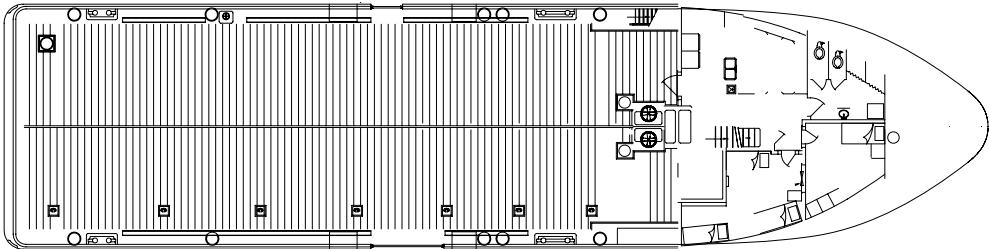
CLASS	RINA
FLAG	UAE
YEAR BUILT	1998
OFFICIAL NUMBER	1059404
BUILDER	Bollinger Shipyard

This specification is preliminary and subject to change without notice. Exact tank capacities, deadweight, deck cargo capacity and other figures that have been calculated and may change when the actual vessel is delivered.

SUPPLY VESSEL DEAN ANDREW



OUTBOARD PROFILE



HOLD PLAN