



# UTILITY VESSEL

## DTA-10



### General Information

Owners	DTA Ship Agency L.L.C.
Designer	Strategic Marine (Singapore) Pte Ltd
GRT / NRT	238 / 71
Year Built	2006
Builder	Strategic Marine (Singapore) Pte Ltd
Official Number	7867
Call Sign	V7SH6

### Performance

Max Cruising Speed	25 Knots
Cruising speed	23 Knots
Fuel Consumption	688 litres/hr
Cruising Gen-Set	20 litres/hr

### Main Characteristics

L.O.A	40.37 M
Beam Molded	7.50 M
Draft Design	2.30 M
Loaded Displacement	220 Tons
Lightship	95 Tons

### Capacity

Fuel Oil	60000 litres
Fresh Water	25000 litres
Clear Deck Space	110 sq.m
Deck Cargo	44 Tons

### Classification

Plying Limit	Near Coastal
Class	DNV.GL
Notation	DNV+A1 HSC AMS
Port Of Registry	Majuro
Flag	Republic of the Marshall Islands
Horse Power	4500 BHP

### Navigation & Communication Equipment

Gyro Compass	Fitted
GPS	Furuno GP 32
Radar	Furuno FR1510 MK3
Echo sounder	Fuso Fec 609A
Marine VHF	Fitted
Marine SSB	Fitted
Auto pilot	Furuno SC 60
Directional Finder	Fitted
GMDSS	A1 & A2

### Accommodation

Fully air conditioned reclining ferry seats for 51 crew with individual hand rest and 10 crew complement

### Fire Fighting Equipment

Fire Hydrant Station	As per Classification's requirement
Fire Extinguisher	Portable type at appropriate locations
Fixed system	CO2 smothering system for engine room protection



# UTILITY VESSEL

## DTA-10



### Auxiliaries

---

2 x Cummins 80 Kwe

### Pumps

---

Main Bilge & Fire Pump	Desmi S70-50-220/A09, 30 c.u.m/hr at 54 m head
Back Up Bilge & Fire Pump	Johnson F9B-5600, 17 c.u.m/hr at 30 m head
Emergency Fire Pump	Yanmar BX20CR, 600 ltrs/hr at 32 m head

### Propulsion & Machinery

---

Main Engines	2x KTA 38M2
Propulsion	1x KTA 50M2 3x Fixed Pitch Propellers
Bow Thruster	1 MT Thrust

### Life Saving Appliances

---

As per SOLAS 74/78, Port of Registry and Classification's requirement

### Other Equipment

---

Life Raft	4 x CMS 50 men inflatable life raft c/w automatic hydrostatic release
Rescue Boat	1 x 6 men semi-rigid rescue boat c/w 25 hp outboard engine

### Design Characteristics

---

Designed and built for the purpose of standby and transportation of personnel / materials

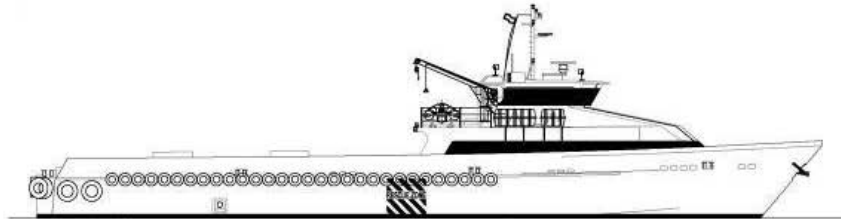


# UTILITY VESSEL

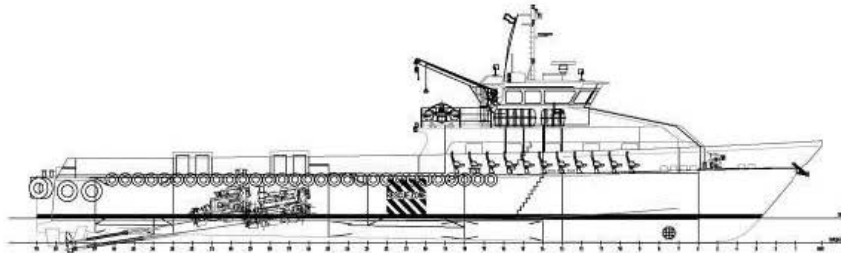
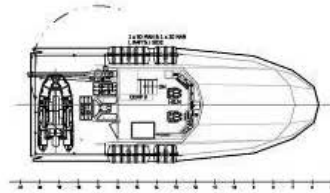
## DTA-10



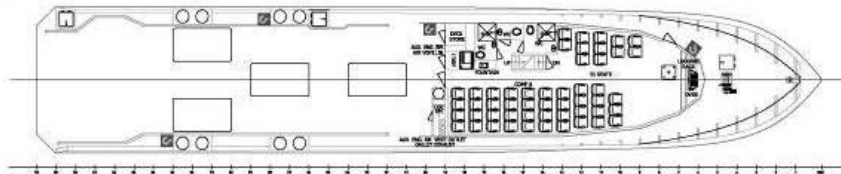
### GA PLAN



STBD PROFILE  
SCALE 1:200  
REVAL 50%



STBD PROFILE  
SCALE 1:200



MAIN DECK  
SCALE 1:200



LOWER DECK  
SCALE 1:200